

The Ultimate in Automotive Refinishing and Coatings



C-9800 GLOSS-FIL LUXURY URETHANE CLEARCOAT

TECHNICAL DATA SHEET

CANADA EN

UNITED STATES EN

LOW VOC, CALIFORNIA APPROVED

TECHNICAL INFORMATION:

Appearance:

Clear Liquid, Water White

Weight Per Gallon:

3.70 kg / 8.16 lbs (at S.G. 0.978)

% Solids by Weight:
(C-9800 Only)

49 ± 2

% Solids By Weight, RTS:
(Ready-To-Spray)

52 ± 2



DURAFILAUTOTECH



DURAFILSHOP.COM

C-9800 GLOSS-FIL LUXURY OVERALL CLEARCOAT

54% HS, High-Build, proving a deep gloss with perfect depth & appearance. Designed for custom application, filling in tapelines and graphics, as a lock down clear and leveling metallics, pearls & flakes. Zero-color & is ready to spray, no additives required. Warranted to be used over all automotive manufacturers candy paints, solvent and waterbased base coats.

Very flexible, ideal for multiple flow & re coating.

Suitable for all applications; custom artwork to full resprays. Simple mixing ratio.

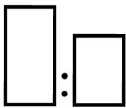
California VOC Compliant



It is strongly recommended to use appropriate personal protection equipment during application to avoid respiratory, skin and eye irritation.



Basecoat surface must be completely dried, flashed-off in accordance to manufacturers instruction. If the substrate is an existing finish, the surface must be sanded and degreased before application.



Mix 4:1:1

4: C-9800


1: H-9802 OR H-9803

1: R-122 OR R-123

Use medium activator and reducer for medium sized jobs (2-4 panels), Use slow activator and slow reducer for large sized jobs (4+ panels/ completes). Do not mix speeds of hardener and reducer. Stir mixture thoroughly and strain. Mixture does not need to stand before use.



2.0 hours at 21C / 70F



1.2 - 1.4 Tip, use 28-30 PSI.

Hold the gun **12 inches** from, and perpendicular to the surface. Adjust the fan to the viscosity of the clearcoat. Do NOT Tack coat.

Overall Application (Large Surfaces/Completes) H-9803 & R-123

Apply first coat, wet & heavy, with a 50% overlap. Do your first turn around the vehicle and start your second coat where you began spraying your first. **No flash time**. Apply second coat wet & heavy, with a 50% overlap.

Medium Sized Application (2-4 panels) H-9802 & R-122

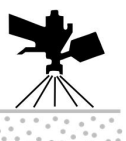
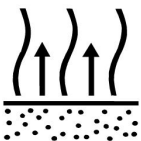
Apply first coat, wet & heavy, with a 50% overlap. Allow surface to flash 2-5 minutes until the tape is tacky. Apply second coat wet & heavy, with a 50% overlap.

Standard Application

Dust Free 10 - 30 Minutes
Tape Time 8 - 16 Hours Air Dry
Force Dry at 140F / 60C for 30 Minutes
Air Dry at 70F / 21C 6 - 8 Hours
Coats to apply 2-3 **4.5 - 5 MILS DRY**

Lock Down Application

Air Dry 45 Minutes
Pot Life 2 Hours
Tap Time 4 Hours
Force Dry 15 Minutes 140F / 60C



Air Dry

Re-coat 12 Hours / Overnight
Polish 12 Hours / Overnight

Force Dry

Re-coat after cooling (allow 15 minutes of cooling)
Polish after cooling (allow 15 minutes of cooling)